



**Please note:** You **must** read the **Wireless Network Fair Usage and Security Policy** at the end of this guide. This ensures that you are aware of all the rules regarding Wireless services and prevent your internet access from being stopped. By using the **Wireless service** you are agreeing to these terms and conditions.

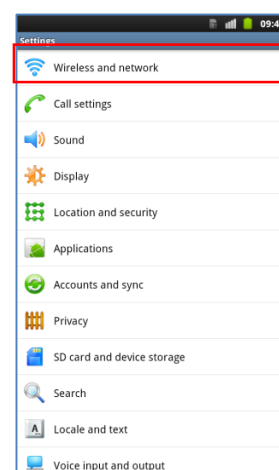
**Please note:**

- Please make sure that Wireless is switched on.
- This guide has been created using the Samsung Galaxy so the layout of the settings on other Android devices may differ but the settings for UCLan-Wireless are the same.
- The following guide will allow you to connect your Android device to the UCLan-Wireless service available on campus.

1. Select **Settings** on the **Home** screen.

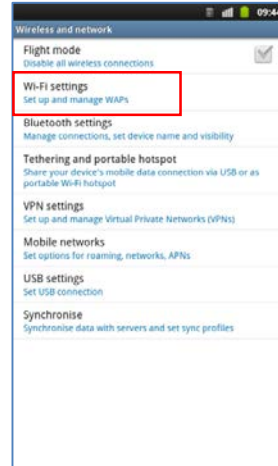


2. Select **Wireless and Network**

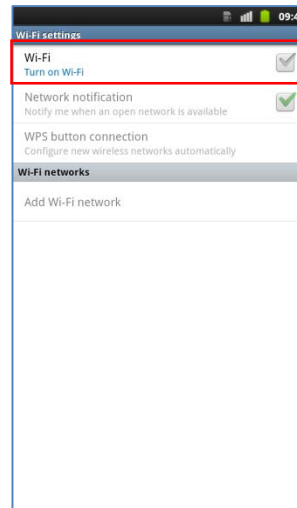




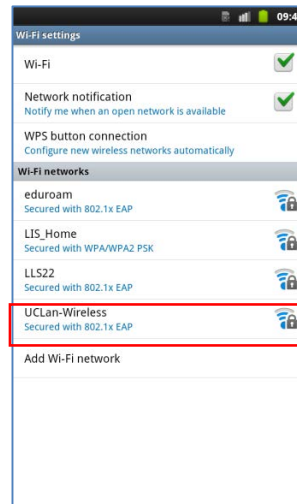
### 3. Select **Wi-Fi Settings**



### 4. Select **Wi-Fi** to turn on **Wi-Fi**



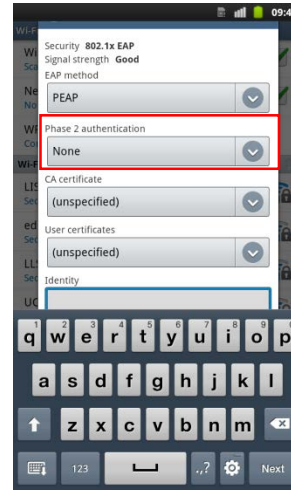
### 5. Select **UCLan-Wireless**





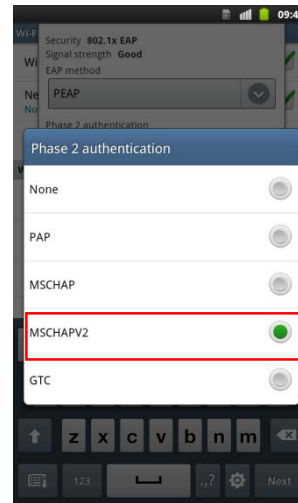
6. Check the setting are as follows:

- **EAP method: PEAP**
- Select **Phase 2 authentication** drop down arrow



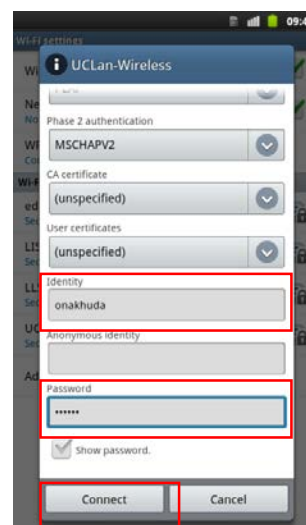
7. Check the setting as follows:

- **Phase 2 authentication :MSCHAPV2**



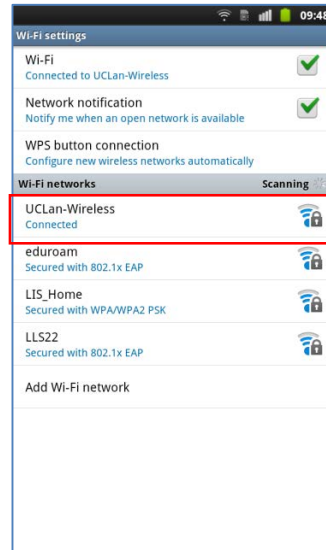
8. Enter the following information:

- **Identity: UCLan Username**
- **Password: UCLan Password**
- **Anonymous Identity: should be blank**
- Select **Connect**





**Please Note:** You will now be connected to the **eduroam** wireless service. You will be notified to confirm that you are connected. Ensure you look for the **Wi-Fi** symbol at the top of your screen to confirm whether you are using **Wi-Fi** not **3G**.



**Please note:** You should now be able to browse the internet.



## Wireless Network Service Fair Usage and Security Policy

*Please read this document fully and carefully*

LIS reserves the right to amend or substitute the terms of this policy at any time. Any such amendment or substitution shall be posted on the LIS website and is automatically effective to all Users of the Wireless Network Service at the University of Central Lancashire when adopted by LIS.

### Why LIS has this Policy

This policy is designed to make sure LIS can give you, the User of the Wireless Network Service at the University of Central Lancashire, a service that is fast and reliable. The policy is also designed to limit exposure to legal risk to you and UCLan arising from your use of the Wireless Network Service.

### Your Computer Security

You are responsible for the security of your computer while connected to the Wireless Network Service as follows:-

- Security patches must be applied
- Appropriate anti-virus and anti-spyware software must be installed and set to update automatically

You must not knowingly or negligently download any electronic material containing a virus, Trojan or other computer program known or likely to interrupt, impair, damage, destroy or limit the functionality of any computer software, hardware or telecommunications equipment owned by UCLan or any other Internet user or person.

LIS accepts no responsibility for the potential consequences of you failing to employ adequate security measures on your computer while connected to the Wireless Network Service.



## Downloading Software

The downloading and installation of software and other resources from the Internet is done entirely at your own risk. LIS is not responsible for any unwanted effect on your computer that may result from doing so.

It is your responsibility to comply with the laws of copyright and to abide by any software license agreements that may apply.

## What can the Wireless Network Service NOT be used for?

The Wireless Network Service must not be used for

- Any unlawful, criminal, fraudulent or otherwise illegal purposes or activities
- Activities which breach the rights of any third party, such as the downloading, streaming or distribution of any copyrighted material of any kind
- Collecting, streaming, distributing or accessing any material that you know, or reasonably should know, cannot be legally collected, streamed, distributed or accessed
- Commercial use either self-employed or on behalf of an employer
- Sending or uploading unsolicited emails, advertising or promotional materials, offering to sell any goods or services, or conducting or forwarding surveys, contests or chain letters
- Attempting or accomplishing access to any computer system, network or account without consent or otherwise where such access is not intended for you
- Viewing, modifying or otherwise tampering with any data or system without owner's consent or where it is otherwise not intended you should do so
- Probing the security of any computer system, network or account
- Impairing the function of, or interfering with the proper operation of, the Wireless Network Service or any other computer system or network in any manner
- Consciously acting to harass, cause annoyance, anxiety or inconvenience to, invade the privacy of, or disrupt the activities of other users of the Wireless Network Service or users of any other computer system in any manner

## What About Excessive Network Usage?

The vast majority of users of the Wireless Network Service will not have a problem under this Fair Usage Policy.

However, if it is felt that your Internet activities are excessive, LIS may enquire and ask your reasons for such high activity. you may be given a written warning (by email or otherwise). If the levels of activity do not immediately decrease after the warning, LIS may suspend your connection for a fixed period of time. In extreme circumstances, LIS reserves the right to terminate your usage of the Wireless Network Service.



---

## What happens if this Policy is Breached?

If any use of the Wireless Network Service constitutes a breach of this Policy, LIS may, at its sole discretion,

- a) give you notice to stop the unacceptable use(s),
- b) suspend service for a fixed period or
- c) terminate your connection (with or without notice as LIS considers appropriate).