



## How to set up Find My iPhone

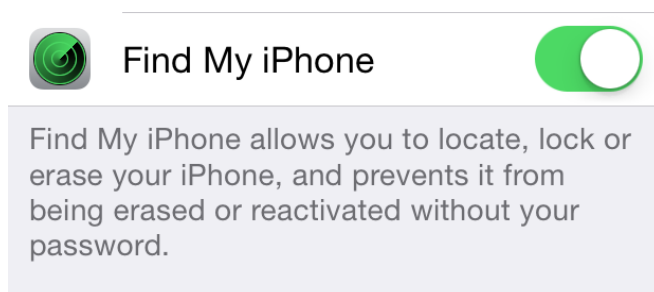
Before you can use Find My iPhone to locate your devices, you will need to turn it on, on your iOS device (iPhone). Find My iPhone requires iOS 5 or later (iOS 6 is required for Lost Mode).


**Please note** that to see all your devices when you sign in to Find My iPhone, you need to set up each device with the same iCloud account information.

1. On your device's Home screen, tap **Settings**, then tap **iCloud**. If you're asked to sign in, enter your Apple ID.



2. Tap to turn on Find My iPhone (or Find My iPad or Find My iPod), and when asked to conform you want this option, tap Allow.





## Using Find My iPhone


You can use Find My iPhone at [icloud.com/find](https://icloud.com/find) to find the approximate location of your iOS device.

You can find your device's current location as long as:

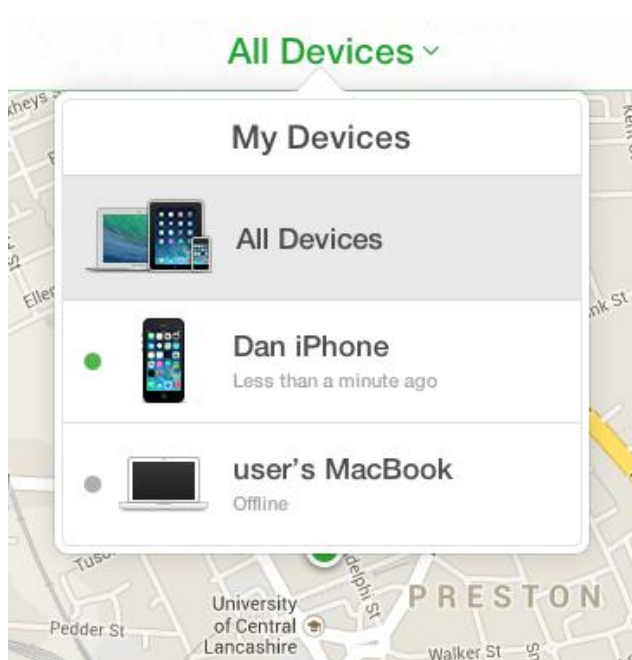
- Find My iPhone is set up on the device
- The iOS device is online

## Locate your lost iOS device

1. Sign in to [icloud.com/find](https://icloud.com/find) using your Apple ID (the one you use with iCloud) on any PC or Mac with internet access.


**Please note** if you're already signed in to a different application on icloud.com, click the iCloud button  to switch applications.

2. Click the **Devices** button in the upper-left corner, and then select the device you want to locate.





In the My Devices list, the dot to the left of the device's name indicates its status:

- A green dot  means it's **online**
- A grey dot  means it's **offline**



# Find My iPhone

If the device is online, its approximate location is shown on the map (this can take a few minutes to display). The green circle around the device indicates the area the device is located.

To check for an updated or more specific location, click the green dot on the map (this will display the device information), then click the Information button  to display more information about the device, the refresh button  will then be displayed to refresh the location.

